

Solving Nonlinear
Equations

Newton's Method,
Continued

Muller's Method

Fixed-point Iteration;
 $x = g(x)$ Method

Other Rearrangements

Order of Convergence

Multiple Roots

The fzero function

Nonlinear Systems

Solving a System by
Iteration

Lecture 4

Solving Nonlinear Equations II

Roots of the equation, Convergence

Ceng375 *Numerical Computations* at October 21, 2010

Dr. Cem Özdoğan
Computer Engineering Department
Çankaya University



1 Solving Nonlinear Equations

Newton's Method, Continued

Muller's Method

Fixed-point Iteration; $x = g(x)$ Method

Other Rearrangements

Order of Convergence

Multiple Roots

The fzero function

Nonlinear Systems

Solving a System by Iteration

Solving Nonlinear Equations

Newton's Method,
Continued

Muller's Method

Fixed-point Iteration;
 $x = g(x)$ Method

Other Rearrangements

Order of Convergence

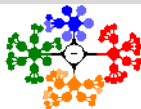
Multiple Roots

The fzero function

Nonlinear Systems

Solving a System by
Iteration

- 3 Newton's Method.** Explains a still more efficient method that is very widely used but there are pitfalls that you should know about. Complex roots can be found if complex arithmetic is employed.
- 4 Muller's Method.** Approximates the function with a quadratic polynomial that fits to the function better than a straight line. This significantly improves the rate of convergence over linear interpolation.
- 5 Fixed-Point Iteration: $x = g(x)$ Method.** Uses a different approach:
 - The function $f(x)$ is rearranged to an equivalent form, $x = g(x)$.
 - A starting value, x_0 , is substituted into $g(x)$ to give a new x-value, x_1 .
 - This in turn is used to get another x-value.
 - If the function $g(x)$ is properly chosen, the successive values converge.
- Multiple Roots. Nonlinear Systems



Newton's Method I

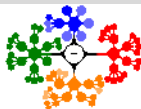
- Newton's algorithm is widely used because, it is more rapidly convergent than any of the methods discussed so far. **Quadratically convergent**
- The error of each step approaches a constant K times the square of the error of the previous step.
- The number of decimal places of accuracy nearly doubles at each iteration.
- When Newton's method is applied to $f(x) = 3x + \sin x - e^x = 0$, if we begin with $x_0 = 0.0$:

$$x_1 = x_0 - \frac{f(x_0)}{f'(x_0)} = 0.0 - \frac{-1.0}{3.0} = 0.33333$$

$$x_2 = 0.36017$$

$$x_3 = 0.3604217$$

- After three iterations, the root is correct to seven digits (.36042170296032440136932951583028); convergence is much more rapid than any previous method.
- In fact, the error after an iteration is about one-third of the square of the previous error.



Newton's Method II

- There is the need for two functions evaluations at each step, $f(x_n)$ and $f'(x_n)$ and we must obtain the derivative function at the start.
- If a difficult problem requires many iterations to converge, the number of function evaluations with Newton's method may be many more than with linear iteration methods.
- Because Newton's method always uses two per iteration whereas the others take only one.
- **An algorithm for the Newton's method :**

To determine a root of $f(x) = 0$, given x_0 reasonably close to the root,

Compute $f(x_0), f'(x_0)$

If $(f(x_0) \neq 0)$ And $(f'(x_0) \neq 0)$ Then

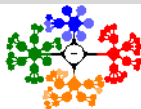
Repeat

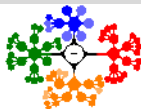
Set $x_1 = x_0$

Set $x_0 = x_0 - \frac{f(x_0)}{f'(x_0)}$

Until $(|x_1 - x_0| < \textit{tolerance value1})$ Or If $|f(x_0)| < \textit{tolerance value2}$

End If.





Newton's Method III

- The method may converge to a root different from the expected one or diverge if the starting value is not close enough to the root.
- In some cases Newton's method will not converge (Fig. 1).

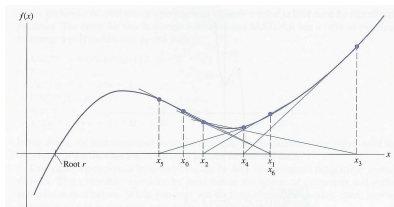


Figure: Graphical illustration of the case that Newton's Method will not converge.

- Starting with x_0 , one never reaches the root r because $x_6 = x_1$ and we are in an endless loop.
- Observe also that if we should ever reach the minimum or maximum of the curve, we will fly off to infinity.

- Example:** Apply Newton's method to $x - x^{1/3} - 2 = 0$.
(**m-file: demoNewton.m.** » demoNewton(3)
- Example:** A general implementation of Newton's method.
(**m-files: newton.m),(fx3n.m).**
» newton('fx3n',3,5e-16,5e-16,1)



Muller's Method I

- Most of the root-finding methods that we have considered so far have approximated the function in the neighbourhood of the root by a straight line.
- *Muller's method* is based on approximating the function in the neighbourhood of the root by a quadratic polynomial.

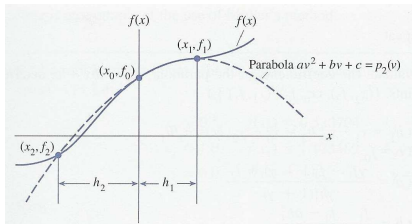


Figure: Parabola
 $av^2 + bv + c = p_2(v)$

- A second-degree polynomial is made to fit *three points* near a root, at x_0, x_1, x_2 with x_0 between x_1 , and x_2 .
- The proper *zero of this quadratic*, using the quadratic formula, is used as the improved estimate of the root.

- A quadratic equation that fits through three points in the vicinity of a root, in the form $av^2 + bv + c$. (See Fig. 2)

Muller's Method II

- Transform axes to pass through the middle point, let

- $\nu = x - x_0$,
- $h_1 = x_1 - x_0$
- $h_2 = x_0 - x_2$.

$$\nu = 0 \implies a(0)^2 + b(0) + c = f_0$$

$$\nu = h_1 \implies ah_1^2 + bh_1 + c = f_1$$

$$\nu = -h_2 \implies ah_2^2 - bh_2 + c = f_2$$

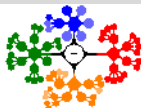
We evaluate the coefficients by evaluating $p_2(\nu)$ at the three points:

- From the first equation, $c = f_0$.
- Letting $h_2/h_1 = \gamma$, we can solve the other two equations for a , and b .

$$a = \frac{\gamma f_1 - f_0(1 + \gamma) + f_2}{\gamma h_1^2(1 + \gamma)}, \quad b = \frac{f_1 - f_0 - ah_1^2}{h_1}$$

- After computing a , b , and c , we solve for the root of $a\nu^2 + b\nu + c$ by the quadratic formula

$$\nu_{1,2} = \frac{2c}{-b \pm \sqrt{b^2 - 4ac}}, \quad \nu = x - x_0, \quad \text{root} = x_0 - \frac{2c}{b \pm \sqrt{b^2 - 4ac}}$$



Muller's Method III

See Figs. 3-4 that an example is given

Find a root between 0 and 1 of the same transcendental function as before: $f(x) = 3x + \sin(x) - e^x$. Let

$$\begin{aligned}x_0 &= 0.5, & f(x_0) &= 0.330704 & h_1 &= 0.5, \\x_1 &= 1.0, & f(x_1) &= 1.123489 & h_2 &= 0.5, \\x &= 0.0, & f(x_2) &= -1 & \gamma &= 1.0.\end{aligned}$$

Then

$$\begin{aligned}a &= \frac{(1.0)(1.123189) - 0.330704(2.0) + (-1)}{1.0(0.5)^2(2.0)} = -1.07644, \\b &= \frac{1.123189 - 0.330704 - (-1.07644)(0.5)^2}{0.5} = 2.12319, \\c &= 0.330704,\end{aligned}$$

and

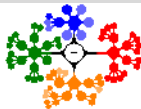
$$\begin{aligned}\text{root} &= 0.5 - \frac{2(0.330704)}{2.12319 + \sqrt{(2.12319)^2 - 4(-1.07644)(0.330704)}} \\&= 0.354914.\end{aligned}$$

For the next iteration, we have

$$\begin{aligned}x_0 &= 0.354914, & f(x_0) &= -0.0138066 & h_1 &= 0.145086, \\x_1 &= 0.5, & f(x_1) &= 0.330704 & h_2 &= 0.354914, \\x_2 &= 0, & f(x_2) &= -1 & \gamma &= 2.44623.\end{aligned}$$

Figure: An example of the use of Muller's method.





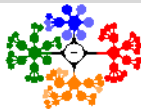
Then

$$a = \frac{(2.44623)(0.330704) - (-0.0138066)(3.44623) + (-1)}{2.44623(0.145086)^2(3.44623)} = -0.808314,$$
$$b = \frac{0.330704 - (-0.0138066) - (-0.808314)(0.145086)^2}{0.145086} = 2.49180,$$
$$c = -0.0138066,$$
$$\text{root} = 0.354914 - \frac{2(-0.0138066)}{2.49180 + \sqrt{(2.49180)^2 - 4(-0.808314)(-0.0138066)}}$$
$$= 0.360465.$$

After a third iteration, we get 0.3604217 as the value for the root, which is identical to that from Newton's method after three iterations.

Figure: Cont. An example of the use of Muller's method.

- *Experience shows that Muller's method converges at a rate that is similar to that for Newton's method.*
- It does not require the evaluation of derivatives, however, and (after we have obtained the starting values) needs only one function evaluation per iteration.



An algorithm for Muller's method :

Given the points x_2, x_0, x_1 in increasing value,
Evaluate the corresponding function values: f_2, f_0, f_1 .

Repeat

(Evaluate the coefficients of the parabola, $av^2 + bv + c$, determined by the three points.

$(x_2, f_2), (x_0, f_0), (x_1, f_1)$.)

Set $h_1 = x_1 - x_0; h_2 = x_0 - x_2; \gamma = h_2/h_1$.

Set $c = f_0$

Set $a = \frac{\gamma f_1 - f_0(1+\gamma) + f_2}{\gamma h_1^2(1+\gamma)}$

Set $b = \frac{f_1 - f_0 - ah_1^2}{h_1}$

(Next, compute the roots of the polynomial.)

Set root = $x_0 - \frac{2c}{b \pm \sqrt{b^2 - 4ac}}$

Choose root, x_r , closest to x_0 by making the denominator as large as possible;

i.e. if

$b > 0$, choose plus; otherwise, choose minus.

If $x_r > x_0$,

Then rearrange to: x_0, x_1 , and the root

Else rearrange to: x_0, x_2 , and the root

End If.

(In either case, reset subscripts so that x_0 , is in the middle.)

Until $|f(x_r)| < Ftol$

Solving Nonlinear Equations

Newton's Method,
Continued

Muller's Method

Fixed-point Iteration;

$x = g(x)$ Method

Other Rearrangements

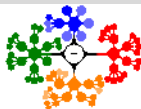
Order of Convergence

Multiple Roots

The fzero function

Nonlinear Systems

Solving a System by
Iteration



Fixed-point Iteration; $x = g(x)$ Method I

- Rearrange $f(x)$ into an equivalent form $x = g(x)$,
- This can be done in several ways.
 - Observe that if $f(r) = 0$, where r is a root of $f(x)$, it follows that $r = g(r)$.
 - Whenever we have $r = g(r)$, r is said to be a fixed point for the function g .
- The iterative form:

$$x_{n+1} = g(x_n); \quad n = 0, 1, 2, 3, \dots$$

converges to the fixed point r , a root of $f(x)$.

- **Example:** $f(x) = x^2 - 2x - 3 = 0$
- Suppose we rearrange to give this equivalent form:

$$x = g_1(x) = \sqrt{2x + 3} \quad \begin{array}{l} x_0 = 4 \\ x_2 = \sqrt{9.63325} = 3.10375 \\ x_4 = 3.01144 \end{array} \quad \begin{array}{l} \rightarrow \\ \rightarrow \\ \rightarrow \end{array} \quad \begin{array}{l} x_1 = \sqrt{11} = 3.31662 \\ x_3 = 3.03439 \\ \underline{\underline{x_5 = 3.00381}} \end{array}$$

- If we start with $x = 4$ and iterate with the fixed-point algorithm,
- The values are *converging on the root* at $x = 3$.

Fixed-point Iteration; $x = g(x)$ Method II: Other Rearrangements



- Another rearrangement of $f(x)$; Let us start the iterations again with $x_0 = 4$. Successive values then are:

$$x = g_2(x) = \frac{3}{(x-2)}$$

$x_0 = 4$	\rightarrow	$x_1 = 1.5$	\rightarrow
$x_2 = -6$	\rightarrow	$x_3 = -0.375$	\rightarrow
$x_4 = -1.263158$	\rightarrow	$x_5 = -0.919355$	\rightarrow
$x_6 = -0.919355$	\rightarrow	$x_6 = -1.02762$	\rightarrow
$x_7 = -0.990876$	\rightarrow	<u><u>$x_8 = -1.00305$</u></u>	

- It seems that we now converge to the other root, at $x = -1$.
- Consider a third rearrangement; starting again with $x_0 = 4$, we get

$$x = g_3(x) = \frac{(x^2 - 3)}{2}$$

$x_0 = 4$	\rightarrow	$x_1 = 6.5$	\rightarrow
$x_2 = 19.625$	\rightarrow	<u><u>$x_3 = 191.070$</u></u>	

- The iterations are obviously diverging.

Fixed-point Iteration; $x = g(x)$ Method III: Other Rearrangements

- The fixed point of $x = g(x)$ is the intersection of the line $y = x$ and the curve $y = g(x)$ plotted against x .

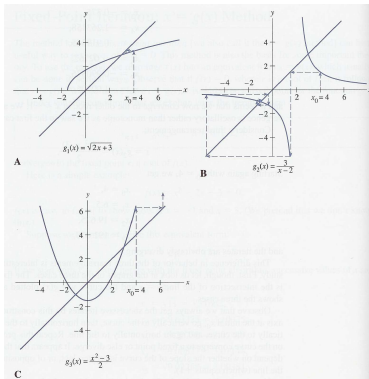
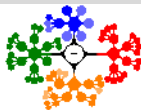
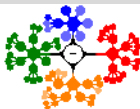


Figure 5 shows the three cases.

Figure: The fixed point of $x = g(x)$ is the intersection of the line $y = x$ and the curve $y = g(x)$ plotted against x . Where
A: $x = g_1(x) = \sqrt{2x+3}$. B: $x = g_2(x) = \frac{3}{x-2}$. C:
 $x = g_3(x) = \frac{x^2-3}{2}$.



Solving Nonlinear
EquationsNewton's Method,
Continued

Muller's Method

Fixed-point Iteration;
 $x = g(x)$ Method

Other Rearrangements

Order of Convergence

Multiple Roots

The fzero function

Nonlinear Systems

Solving a System by
Iteration

Fixed-point Iteration; $x = g(x)$ Method IV: Other Rearrangements

- Start on the x-axis at the initial x_0 , go vertically to the curve, then horizontally to the line $y = x$, then vertically to the curve, and again horizontally to the line.
- Repeat this process until the points on the curve converge to a fixed point or else diverge.
- *The method may converge to a root different from the expected one, or it may diverge.*
- *Different rearrangements will converge at different rates.*
- **Iteration algorithm with the form $x = g(x)$**

To determine a root of $f(x) = 0$, given a value x_1 reasonably close to the root

Rearrange the equation to an equivalent form $x = g(x)$

Repeat

Set $x_2 = x_1$

Set $x_1 = g(x_1)$

Until $|x_1 - x_2| < \textit{tolerance value}$



Order of Convergence

- The fixed-point method converges at a linear rate;
- it is said to be linearly convergent, meaning that the error at each successive iteration is a constant fraction of the previous error.

Table: The order of convergence for the iteration algorithm with the different forms of $x = g(x)$.

Iteration	If $g(x) = \sqrt{2x + 3}$		If $g(x) = 3/(x - 2)$	
	Error	Ratio	Error	Ratio
1	0.31662	0.31662	2.50000	0.50000
2	0.10375	0.32767	-5.00000	-2.00000
3	0.03439	0.33143	0.62500	-0.12500
4	0.01144	0.33270	-0.26316	-0.42105
5	0.00381	0.33312	0.08065	-0.30645
6			-0.02762	-0.34254
7			0.00912	-0.33029
8			-0.00305	-0.33435

- If we tabulate the errors after each step in getting the roots of the polynomial and its ratio to the previous error,
- we find that the magnitudes of the ratios to be levelling out at 0.3333. (See Table 1)
- **Example:** Comparing Muller's and Fixed-point Iteration methods (**m-files:** `mainmulfix.m`, `muller.m`, `fixedpoint.m`)

Multiple Roots I

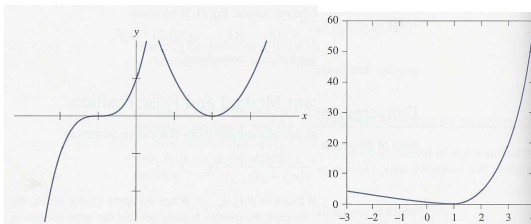


Figure: Left: The curve on the left has a triple root at $x = -1$ [the function is $(x + 1)^3$]. The curve on the right has a double root at $x = 2$ [the function is $(x - 2)^2$]. Right: Plot of $(x - 1)(e^{(x-1)} - 1)$.

- A function can have more than one root of the same value. See Fig. 6left.
- $f(x) = (x - 1)(e^{(x-1)} - 1)$ has a double root at $x = 1$, as seen in Fig. 6right.
- The methods we have described do not work well for multiple roots.
- For example, Newton's method is only linearly convergent at a double root.



Solving Nonlinear Equations

Newton's Method, Continued

Muller's Method

Fixed-point Iteration; $x = g(x)$ Method

Other Rearrangements
Order of Convergence

Multiple Roots

The fzero function

Nonlinear Systems

Solving a System by Iteration



Table: Left: Errors when finding a double root. Right: Successive errors with Newton's method for $f(x) = (x + 1)^3 = 0$ (Triple root).

Iteration	Error	Ratio
1	0.3679	
2	0.1666	0.453
3	0.0798	0.479
4	0.0391	0.490
5	0.0193	0.494
6	0.0096	0.497
7	0.0048	0.500
8	0.0024	0.500

Iteration	Error	Iteration	Error
0	0.5	6	0.0439
1	0.3333	7	0.0293
2	0.2222	8	0.0195
3	0.1482	9	0.0130
4	0.0988	10	0.00867
5	0.0658		

- Table 2left gives the errors of successive iterates (Newton's method is applied to a double root) and the convergence is clearly linear with ratio of errors is $\frac{1}{2}$.
- When Newton's method is applied to a triple root, convergence is still linear, as seen in Table 2right. The ratio of errors is larger, about $\frac{2}{3}$.

```
>> x = linspace(-4, 4, 100); plot(x, x.^3+3*x.^2+3*x+1); grid on
>> x= linspace(-4, 4, 100); plot(x, x.*exp(x-1)-x-exp(x-1)+1); grid on
>> x = linspace( 0, 4, 1500 ); plot(x, x.^2-4*x+4); grid on
```



- The **MATLAB** `fzero` function is a hybrid of bisection, the secant method, and interpolation.
- Care is taken to *avoid unnecessary calculations and to minimize the effects of roundoff*.

```
>> xb=brackPlot('fx3',0,5);  
>> fzero('fx3',xb)  
ans =      3.5214  
options=optimset('Display','iter');  
r=fzero('(x+1)^3',[-10 10],options)
```

Solving Nonlinear Equations

Newton's Method,
Continued

Muller's Method

Fixed-point Iteration;
 $x = g(x)$ Method

Other Rearrangements

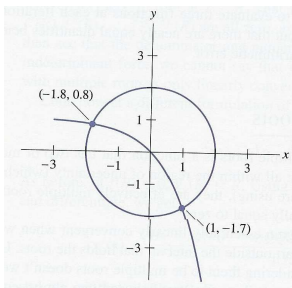
Order of Convergence

Multiple Roots

The `fzero` function

Nonlinear Systems

Solving a System by
Iteration



- A pair of equations:
$$x^2 + y^2 = 4$$
$$e^x + y = 1$$
- Graphically, the solution to this system is represented by the intersections of the circle $x^2 + y^2 = 4$ with the curve $y = 1 - e^x$ (see Fig. 7)

Figure: A pair of equations.

- Newton's method can be applied to systems as well as to a single nonlinear equation. We begin with the forms

$$f(x, y) = 0,$$
$$g(x, y) = 0$$

- Let

$$x = r, y = s$$

be a **root**.

Nonlinear Systems II

- Expand both functions as a Taylor series about the point (x_i, y_i) in terms of

$$(r - x_i), (s - y_i)$$

where (x_i, y_i) is a point near the root:

- Taylor series expansion of functions;**

$$f(r, s) = 0 = f(x_i, y_i) + f_x(x_i, y_i)(r - x_i) + f_y(x_i, y_i)(s - y_i) + \dots$$

$$g(r, s) = 0 = g(x_i, y_i) + g_x(x_i, y_i)(r - x_i) + g_y(x_i, y_i)(s - y_i) + \dots$$

- Truncating both series gives

$$0 = f(x_i, y_i) + f_x(x_i, y_i)(r - x_i) + f_y(x_i, y_i)(s - y_i)$$

$$0 = g(x_i, y_i) + g_x(x_i, y_i)(r - x_i) + g_y(x_i, y_i)(s - y_i)$$

- which we can rewrite as

$$f_x(x_i, y_i)\Delta x_i + f_y(x_i, y_i)\Delta y_i = -f(x_i, y_i)$$

$$g_x(x_i, y_i)\Delta x_i + g_y(x_i, y_i)\Delta y_i = -g(x_i, y_i)$$

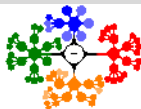
- where Δx_i and Δy_i are used as increments to x_i and y_i ;

$$x_{i+1} = x_i + \Delta x_i$$

$$y_{i+1} = y_i + \Delta y_i$$

are improved estimates of the (x, y) values.

- We repeat this until both $f(x, y)$ and $g(x, y)$ are close to zero.



Nonlinear Systems III

Example:

$$f(x, y) = 4 - x^2 - y^2 = 0$$

$$g(x, y) = 1 - e^x - y = 0$$

- Beginning with $x_0 = 1, y_0 = -1.7$, we solve

- This gives

- from which

- These agree with the true value within 2 in the fourth decimal place. Repeating the process once more:

$$x_2 = 1.004169,$$
$$y_2 = -1.729637.$$

Then,

$$f(1.004169, -1.729637) = -0.0000001,$$
$$g(1.004169, -1.729637) = -0.0000001,$$

The partial derivatives are

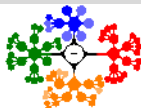
$$f_x = -2x, f_y = -2y,$$

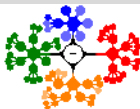
$$g_x = -e^x, g_y = -1$$

$$-2\Delta x_0 + 3.4\Delta y_0 = -0.1100$$
$$-2.7183\Delta x_0 - 1.0\Delta y_0 = 0.0183$$

$$\Delta x_0 = 0.0043,$$
$$\Delta y_0 = -0.0298$$

$$x_1 = 1.0043,$$
$$y_1 = -1.7298.$$





Solving a System by Iteration I

- There is another way to attack a *system of nonlinear equations*.
- Consider this pair of equations:

equations;

$$e^x - y = 0,$$

$$xy - e^x = 0$$

rearrangement;

$$x = \ln(y),$$

$$y = e^x/x$$

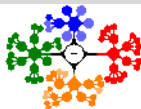
- We know how to solve a single nonlinear equation by fixed-point iterations
- We rearrange it to solve for the variable in a way that successive computations may reach a solution.

Table: An example for solving a system by iteration

y-value	x-value
2	0.69315
2.88539	1.05966
2.72294	1.00171
2.71829	1.00000
<u>2.71828</u>	<u>1.00000</u>

- To start, we guess at a value for y , say, $y = 2$. See Table 3.
- Final values are precisely the correct results.

Solving a System by Iteration II



- **Example:** Another example for the pair of equations whose plot is Fig. 7.

and begin with $x = 1.0$,
the successive values for
 y and x are: (See Table 4)

Solving Nonlinear Equations

Newton's Method,
Continued

Muller's Method

Fixed-point Iteration;
 $x = g(x)$ Method

Other Rearrangements

Order of Convergence

Multiple Roots

The fzero function

Nonlinear Systems

Solving a System by
Iteration

equations;

$$\begin{aligned}x^2 + y^2 &= 4, \\ e^x + y &= 1\end{aligned}$$

rearrangement;

$$\begin{aligned}y &= -\sqrt{4 - x^2}, \\ x &= \ln(1 - y)\end{aligned}$$

Table: Another example for
solving a system by iteration

y-value	x-value
-1.7291	1.0051
-1.72975	1.00398
-1.72961	1.00421
-1.72964	1.00416
-1.72963	1.00417

- *We are converging to the solution in an oscillatory manner.*