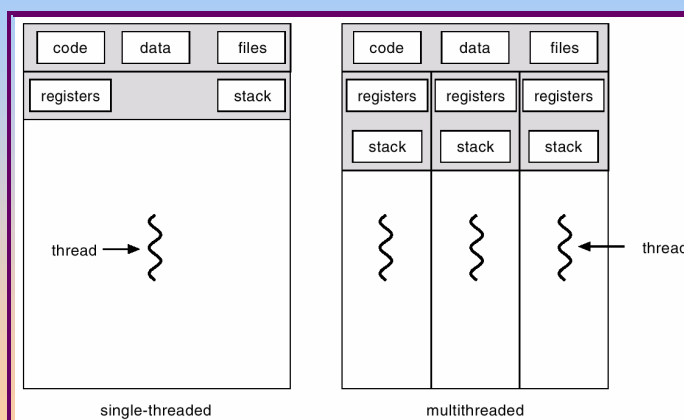


Chapter 5: Threads

- Overview
- Multithreading Models
- Threading Issues
- Pthreads
- Solaris 2 Threads
- Windows 2000 Threads
- Linux Threads
- Java Threads

Single and Multithreaded Processes

Threads are lightweight processes – have own thread ID, PC, registers, stack



Benefits

- Responsiveness
 - ☞ Can run even if one thread blocked or busy
 - ☞ Web browser example – one thread per client
- Resource Sharing
- Economy
 - ☞ Creating and context switching threads is low cost
 - ☞ Solaris 2 : creating 30x, context switch 5x slower for procs
- Utilization of MP Architectures
 - ☞ Run each thread on different CPU

User Threads

- Thread management done by user-level threads library
- No need for kernel intervention
- Drawback : all may run in single process. If one blocks, all block.
- Examples
 - POSIX *Pthreads*
 - Mach *C-threads*
 - Solaris *threads*

Kernel Threads

- Supported by the Kernel
- Generally slower to create than user threads
- If one blocks another in the application can be run
- Can be scheduled on different CPUs in multiprocessor
- Examples
 - Windows 95/98/NT/2000
 - Solaris
 - Tru64 UNIX
 - BeOS
 - Linux

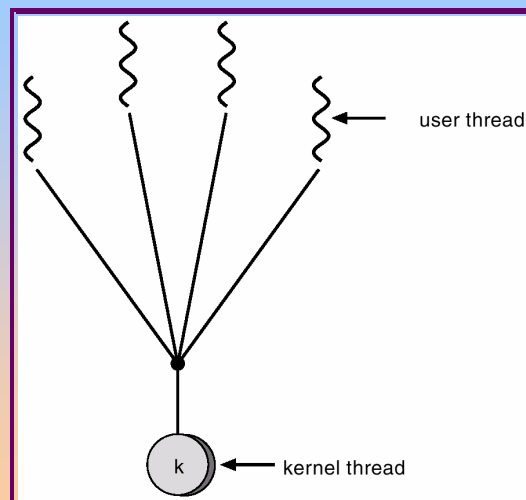
Multithreading Models

- Many-to-One
- One-to-One
- Many-to-Many

Many-to-One

- Many user-level threads mapped to single kernel thread.
- Used on systems that do not support kernel threads.

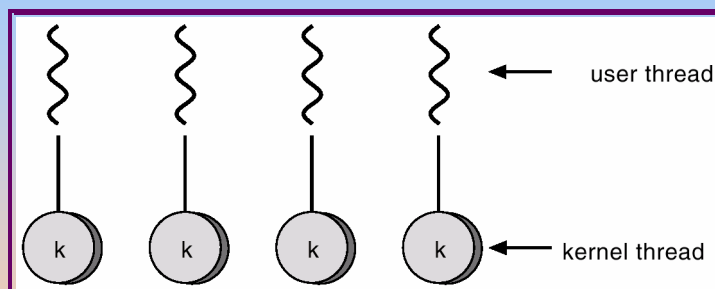
Many-to-One Model



One-to-One

- Each user-level thread maps to kernel thread.
- Examples
 - Windows 95/98/NT/2000
 - OS/2

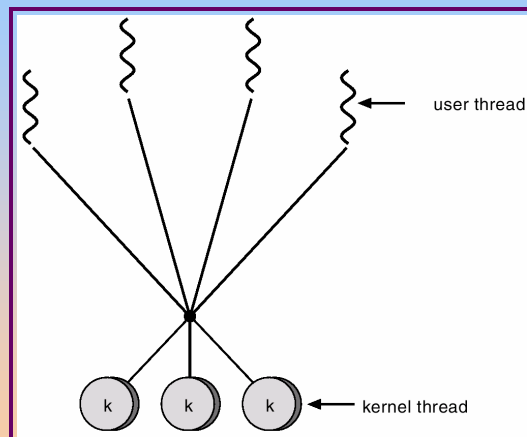
One-to-one Model



Many-to-Many Model

- Allows many user level threads to be mapped to many kernel threads.
- Allows the operating system to create a sufficient number of kernel threads.
- Solaris 2
- IRIX
- HP-UX
- Tru64 Unix
- Windows NT/2000 with the *ThreadFiber* package

Many-to-Many Model



Threading Issues

- Semantics of fork() and exec() system calls
 - Duplicate all threads or not
 - Exec replaces all threads
 - If call exec next no need to duplicate all threads.
- Thread cancellation.
 - Asynchronous or deferred (target thread checks periodically)
 - Resource reclamation problem
- Thread pools
 - Create pool of threads to do work
 - When server receives request awakens thread. Returns on finish.
 - Advantages:
 - Faster than creating threads
 - Limits number of threads in server and hence load on CPU
- Thread specific data

Threading Issues

- Signal handling
 - Signals can be synchronous (e.g. illegal memory access) or asynchronous (e.g. i/o completion, ^C)
 - Handled by *default handler* or *user-defined handler*
 - Where should the thread be delivered?
 - To thread to which applies (synchronous signals)
 - To all threads in process
 - To certain threads in process
 - Assign a specific thread to receive all signals (Solaris 2)

Pthreads

- a POSIX standard (IEEE 1003.1c) API for thread creation and synchronization.
- API specifies behavior of the thread library, implementation is up to developer of the library.
- Common in UNIX operating systems.

Pthreads example

```
#include <pthread.h>
#include <stdio.h>
int sum; /* this data is shared by the thread(s) */
void *runner(void *param); /* the thread */
main(int argc, char *argv[])
{
    pthread_t tid; /* the thread identifier */
    pthread_attr_t attr; /* set of attributes for the thread */
    if (argc != 2) {
        fprintf(stderr, "usage: a.out <integer value>\n");
        exit();
    }
    if (atoi(argv[1]) < 0) {
        fprintf(stderr, "Argument %d must be non-negative\n", atoi(argv[1]));
        exit();
    }
    pthread_attr_init(&attr); /* get the default attributes */
    pthread_create(&tid, &attr, runner, argv[1]); /* create the thread */
    pthread_join(tid, NULL); /* now wait for the thread to exit */
    printf("sum = %d\n", sum);
}
```

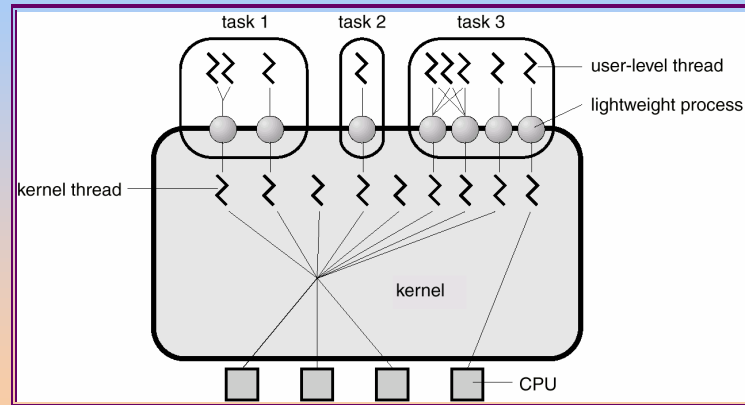

Pthreads example (ctd.)

```
/**
 * The thread will begin control in this function
 */
void *runner(void *param)
{
    int upper = atoi(param);
    int i;
    sum = 0;
    if (upper > 0) {
        for (i = 1; i <= upper; i++)
            sum += i;
    }
    pthread_exit(0);
}
```

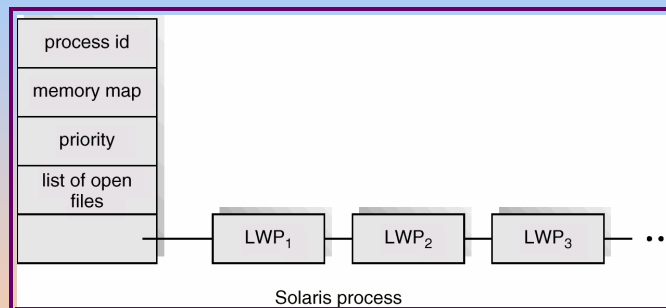
Solaris 2 Threads

- User and Kernel level threads, Light weight processes (LWP)
- Process : one or more LWPs
- Each LWP has kernel thread
- One LWP is needed for each user thread that may block
- If kernel thread blocks, LWP, and user level thread also block
- If all LWPs in process block, but there are user level threads which could run, kernel creates new LWP
- Kernel “ages” LWPs and deletes unused ones after +-5 min
- Kernel threads may be *bound* to particular CPU

Solaris 2 Threads



Solaris Process



Windows 2000 Threads

- Implements the one-to-one mapping.
- Each thread contains
 - a thread id
 - register set
 - separate user and kernel stacks
 - private data storage area

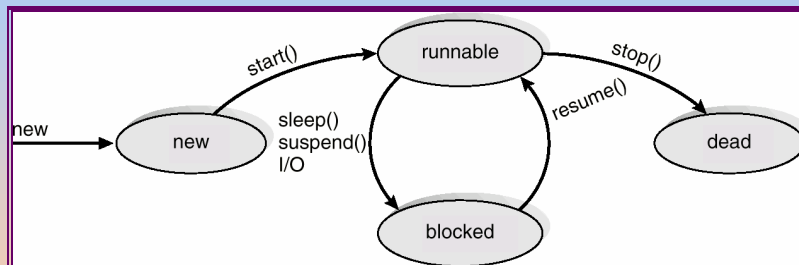
Linux Threads

- Linux refers to them as *tasks* rather than *threads*.
- Thread creation is done through clone() system call.
- Clone() allows a child task to share the address space of the parent task (process)
- The amount of parent process shared is determined by a set of flags passed as parameter in clone() call
 - None set, no sharing clone() is fork()
 - All set, everything shared

Java Threads

- Java threads may be created by:
 - ✎ Extending Thread class
 - ✎ Implementing the Runnable interface
- Java threads are managed by the JVM.

Java Thread States



Java Thread Example

```
public class Summation extends Thread
{
    public Summation(int n) {
        upper = n;
    }
    public void run() {
        int sum = 0;
        if (upper > 0) {
            for (int i = 1; i <= upper; i++)
                sum += i;
        }
        System.out.println("The summation of " + upper + " is " + sum);
    }

    private int upper;
}
```

Java Thread Example (ctd.)

```
public class ThreadTester
{
    public static void main(String[] args) {
        if (args.length > 0) {
            if (Integer.parseInt(args[0]) < 0)
                System.err.println(args[0] + " must be non-negative.");
            else {
                Summation thrd = new Summation(Integer.parseInt(args[0]));
                thrd.start();
            }
        }
        else
            System.err.println("Usage: Summation <integer value>");
    }
}
```